

297mm

210mm


## Installation manual

### Fan Installation



Pull forward the front panel;  
push back the side panels

Back 12cm fan



Fix fans by fan screws



Direction of the air duct  
after moving out

### 5.25" ODD Installation



Push the ODD into the Bay



Fix the ODD by Tool free kits

### 2.5" SSD Installation



Put SSD Properly



Fix by screws

### 3.5" HDD Installation





Put HDDD Properly



Fix by screws

### USB3.0 Installation



Connector USB3.0 to motherboard



USB3.0 Port on front